




RECIFE ECO SERIES











A Q U A R I U M S T A N D

RC-24 CABINET

Stand Dimensions: 17.72 x 17.72 x 30 inch

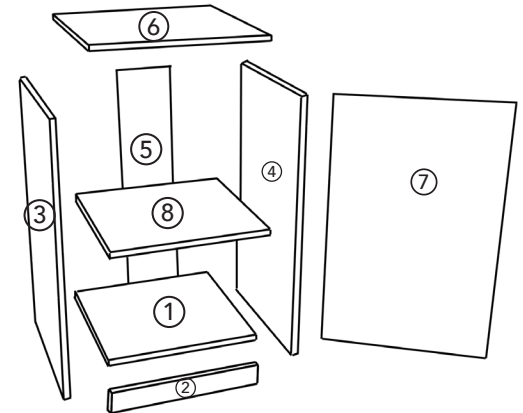


FITTINGS LIST

 x 11	 x 8
 x 11	 x 2
 x 2	 x 4
 x 2	 x 2
 x 1	 x 8

PANELS LIST

1. Base
2. Front Bottom Panel
3. Left-Side Panel
4. Right-Side Panel
5. Back Panel
6. Top Panel
7. Right Door Panel
8. Shelf



ASSEMBLY INSTRUCTION

ASSEMBLY INSTRUCTION

Begin with part 1 and follow the assembly as shown in the diagram. Do not over tighten the cams or they will not fit properly in the cam locks.

