




RECIFE ECO SERIES











A Q U A R I U M S T A N D

RC-40 CABINET

Stand Dimensions: 21.7 x 21.7 x 31.5 inch

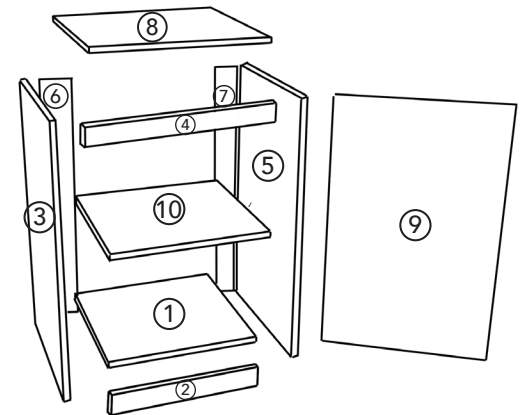


FITTINGS LIST

 x 17	 x 8
 x 17	 x 2
 x 2	 x 4
 x 2	 x 2
 x 1	 x 8

PANELS LIST

1. Base
2. Front Bottom Panel
3. Left-Side Panel
4. Front Top Panel
5. Right-Side Panel
6. Left-Back Panel
7. Right-Back Panel
8. Top Panel
9. Right Door Panel
10. Shelf



ASSEMBLY INSTRUCTION

ASSEMBLY INSTRUCTION

Begin with part 1 and follow the assembly as shown in the diagram. Do not over tighten the cams or they will not fit properly in the cam locks.

