

## AQUATOP 1 YEAR LIMITED WARRANTY

Products are warranted by AQUATOP Aquatic Supplies to the original purchaser against defective material and workmanship under normal use for a period of 1 year from the date of the original purchase.

Products have no warranty if:

- 1.) The product has been serviced, modified or tampered with by anyone other than AQUATOP Aquatic Supplies,
- 2.) The product has been abused or damaged (including broken or cracked bulbs), and/or
- 3.) The product has been transported without proper packaging.

### WARRANTY LIABILITY DISCLAIMER

In no event will Aquatop® be liable for any consequential or incidental damages, including but not limited to, lost sea life, personal injury, property damage, equipment damage, lost profits, lost wages, lost savings, lost income, etc., arising out of the use of any Aquatop® product.

For more information on tank health and maintenance as well as other products carried by Aquatop, visit our website: [www.aquatop.com](http://www.aquatop.com)

775 Columbia St. Brea, CA 92821  
Tel: (888) 915-2782 (562) 697-9860

[www.aquatop.com](http://www.aquatop.com)  
VI /2017



[aquatop.com](http://aquatop.com)

AQUATOP®

# BREZA™

## Battery Powered Aquarium Air Pump




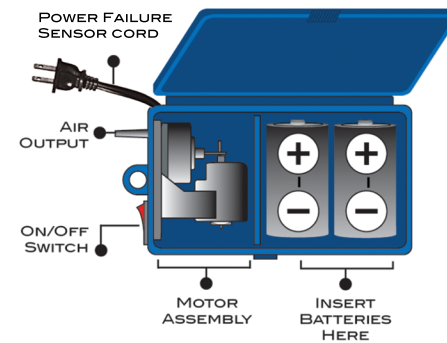
BREZA Battery Aquarium Air Pump Manual 2017

## OWNER'S MANUAL

## INTRODUCTION

Aquatop's BREZA Battery Powered Air Pump is an essential piece of equipment for aquarists of all levels. Although similar to standard aquarium air pumps, the BREZA AC/DC-ONE offers an ingenious design which combines an AC power failure sensor with integral back-up battery power! In the unfortunate event of a power outage or when the standard electrical connection is lost, our battery powered air pump automatically switches over to back-up battery power when the AC power failure sensor is plugged in, providing a temporary lift support system for your aquatic creatures. The BREZA AC/DC-ONE's versatile design also makes it a portable air pump, perfect for fish bait buckets or for transporting aquatic creatures. The BREZA Battery Powered Air Pump will help keep your fish alive and healthy each day, and will protect your aquarium's inhabitants during a power outage, even if you're not around to turn it on.

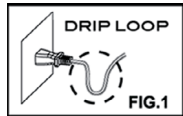
## WHAT'S INCLUDED



- 1 x Unit
- Air Line Tubing - 20"
- Single Air Stone

**NOTE:** Uses 2 x D cell batteries  
(Not Included)

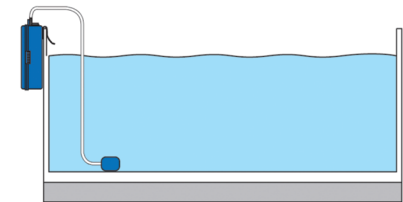
## CAUTION/SAFETY INFORMATION

- 1) Read and follow all instructions.
  - 2) A drip loop must be used when plugging all electrical aquarium devices. A drip loop is the part of the cord hanging below the receptacle. (See Fig. 1)
- 
- 3) A GFCI (Ground fault circuit interrupter) should be used in the branch circuit supplying all power to air pumps and electrical aquarium equipment. If you do not have a GFCI, we strongly recommend having a qualified electrician install one prior to operating any aquarium component.
  - 4) Do not plug into extension cord/power strip.
  - 5) Use this product for its intended use only.
  - 6) Never yank or pull the cord from the electrical outlet.
  - 7) Do not operate if the plug or wire is damaged.
  - 8) Do not operate without water.
  - 9) Verify that hands are dry prior to disconnecting the power.
  - 10) To reduce the risks of electrocution, keep all connections dry.
  - 11) If the product falls into water, do not reach for it. First, unplug the unit. Then retrieve the unit from the water. If any of the electrical components get wet, unplug immediately.
  - 12) Do not use soaps or detergents when cleaning this device. Thoroughly clean and rinse with warm water and make sure the device is completely dry before connecting.
  - 13) For indoor use only.

## INSTALLATION

1. Open the cover of the Battery Power Air Pump and install 2 D Battery.
2. Attach the included airline to the Battery Power Air Pump.
3. Attach the included air-stone to the free end of the airline.
4. Secure the Air-Stone beneath the Aquarium's water line
5. Turn the power switch to the "ON" position
6. For emergency battery back-up power, plug the included power failure sensor cord into an electrical outlet. The air pump will turn off.
7. In the event of a power outage or when the standard electrical connection is lost, the air pump will automatically power on using battery power only.

**NOTE:** AQUATOP RECOMMENDS  
INSTALLING THE UNIT ABOVE  
THE AQUARIUM'S WATER LINE.



## SPECIFICATIONS

MODEL	OUTPUT	OUTLET	POWER	VOLT/FREQ	BATTERY SIZE
AC/DC - ONE	2.5 L/M	SINGLE	0.3 W	110 - 120V 60Hz	2 x D